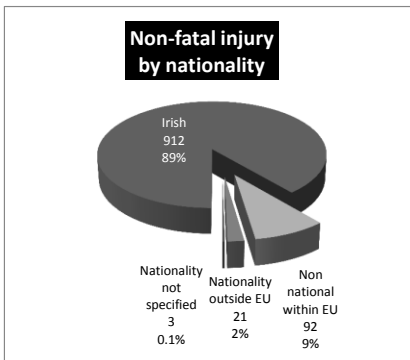
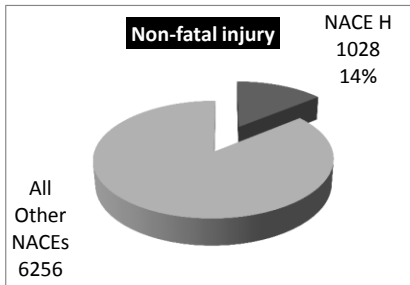




Published March 2013



**NACE H - Transportation and storage 2010**

**Non-fatal by occupation**

Labourers in mining, construction, manufacturing and transport	441	42.9%
Drivers and mobile-plant operators	135	13.1%
Customer service	66	6.4%
Office clerks	57	5.5%
All other	329	32%

**Non-fatal by work env.**

Area for storage, loading / unloading	167	16.2%
Aboard aircraft	164	16.0%
Public thoroughfare (e.g. roads, parking areas)	149	14.5%
Other public area	98	9.5%
All other	450	43.8%

**Non-fatal injury type**

Sprains and strains	620	60.3%
Superficial injuries	113	11%
Closed fractures	71	6.9%
Open wounds	43	4.2%
All other	181	17.6%

**Non-fatal: 'How injured'**

Physical strain - on musculoskeletal system	532	51.8%
Horizontal motion, crash on or against	161	15.7%
Collision with object (including vehicles) - injured person was moving	75	7.3%
Vertical impact (resulting from fall)	65	6.3%
All other	195	19%

**Non-fatal by item assoc.**

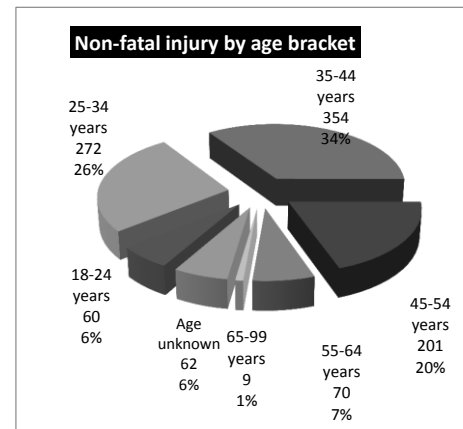
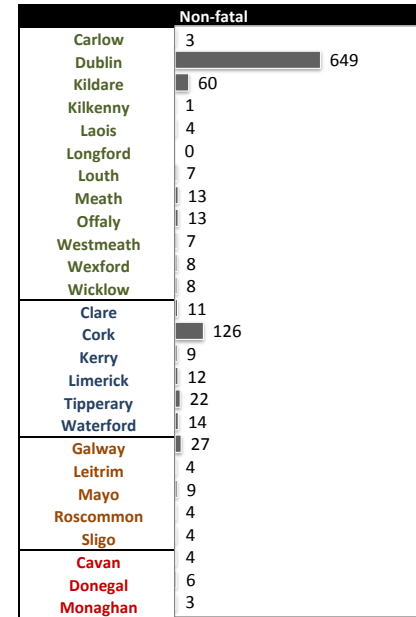
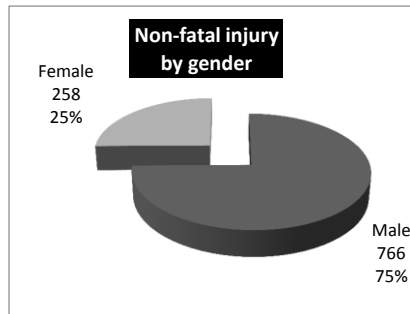
Loads - handled by hand	205	19.9%
Surfaces at ground level - ground and floors	179	17.4%
Humans	141	13.7%
Vehicles - aerial: passenger	46	4.5%
All other	457	44.5%

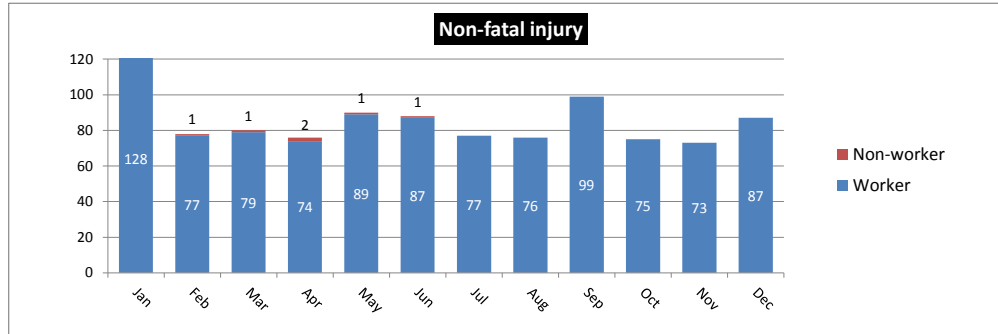
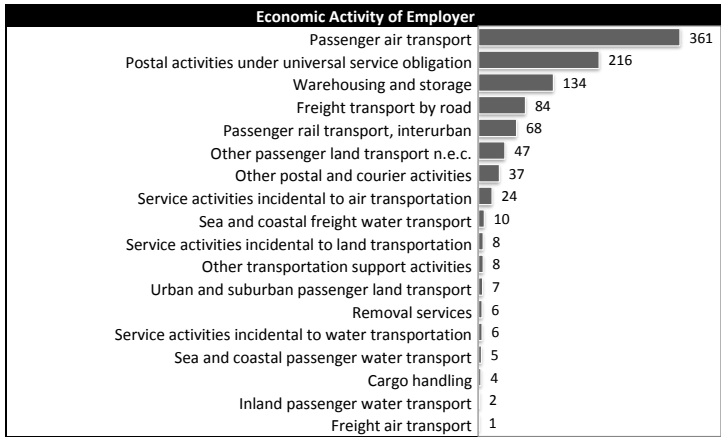
**Non-fatal trigger**

Manual handling	376	36.6%
Fall on same level (slip, stumble etc)	221	21.5%
Body movement (no physical stress)	61	5.9%
Loss of control of means of transport or handling equipment	49	4.8%
All other	321	31.2%

**Non-fatal body part**

Back, including spine and vertebra in the back	306	29.8%
Ear(s)	83	8.1%
Ankle	81	7.9%
Leg, including knee	79	7.7%
All other	479	46.6%





For further information and statistics, refer to the Summaries of Workplace Injury, Illness and Fatality Statistics which can be found at:  
[http://www.hsa.ie/eng/Publications\\_and\\_Forms/Publications/Corporate/](http://www.hsa.ie/eng/Publications_and_Forms/Publications/Corporate/)